

This document outlines statistics about how users interact with the FIND website. This non-identifiable data is collected through Google Analytics and is in line with our privacy policy, which can be found here: <https://www.findresources.co.uk/privacy-policy>











Any further information or queries can be directed to [find@contacts.bham.ac.uk](mailto:find@contacts.bham.ac.uk)

## Statistics for general FIND website

The FIND website was launched in Summer 2014 and since then has received over 250,000 visitors. Below are some general statistics about user interaction with the site since October 2014. *All information correct as of 18/06/2020.*

- Number of users: **278,833**
- Number of sessions: **336,945**
- Number of page views: **728,403**
- Average number of pages viewed per session: **2.16**

Since it's launch users from 215 countries have visited the FIND website, evidence of the website's global reach. The top countries that are using the site shown are below in a screen shot taken from Google Analytics. *All information correct as of 18/06/2020.*

Country	Users	% Users
1.  United States	40,271	40.44%
2.  United Kingdom	25,098	25.20%
3.  Australia	6,482	6.51%
4.  Canada	5,625	5.65%
5.  India	2,531	2.54%
5.  Ireland	2,192	2.20%
7.  Philippines	1,901	1.91%
3.  New Zealand	920	0.92%
9.  South Africa	779	0.78%
10.  Germany	604	0.61%

## Statistics for Assessments, Measures & Manuals

The 'Assessments, measures & manuals' section of the FIND website was launched in December 2019. Users subscribe to the area to access a range of assessments and measures that have been created by the team at the Cerebra Centre for Neurodevelopmental Disorders. These are free to download for every subscribed user. Below are statistics regarding the number of subscribed users and downloads. *All information correct as of 18/06/2020.*

- Number of members: **739**
- Number of downloads: **529**
- Number of NHS trusts (across England, Scotland & Wales): **83**
- Number of other NHS associated bodies (CCGS, CIC etc.): **6**
- Number of international healthcare services: **13**
- Number of universities or research institutions: **50**
- Number of support services: **58**
- Number of government bodies: **11**
- Number of charities: **10**
- Number of schools: **3**

Since the launch, members from 24 different countries have downloaded the manual. The top countries that are downloading the manual are shown below in a screen shot taken from Google Analytics. *All information correct as of 28/06/2020*

Country	Total Events	% of Total
	529	84.10% (629)
United Kingdom	343	64.84%
Australia	53	10.02%
Ireland	24	4.54%
Hong Kong	17	3.21%
Pakistan	12	2.27%
Norway	11	2.08%
Netherlands	10	1.89%
Canada	8	1.51%
United States	8	1.51%
France	7	1.32%